Periodically Poled Lithium Niobate (PPLN) Chip : OPMIR-MA

- Chip Lay-Out

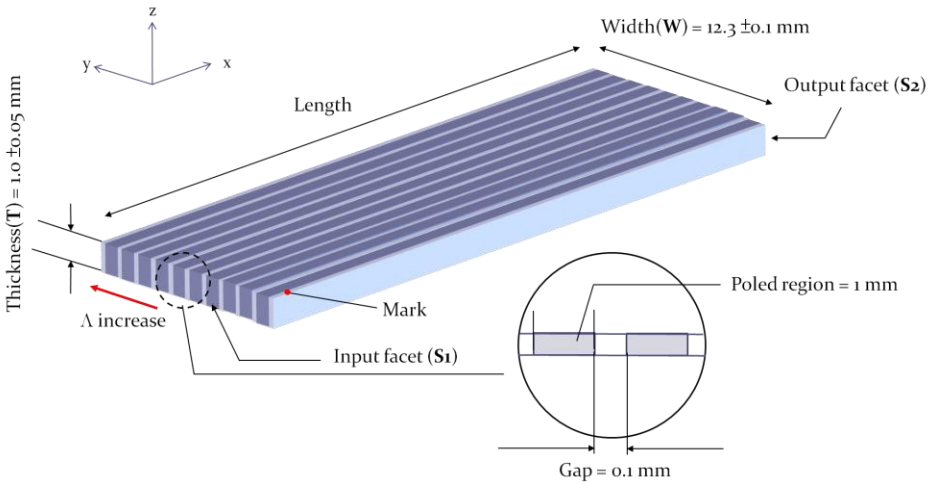

[Image for reference only. Not for scale.]

Items	Properties	Inspection
Material	5 mol.% MgO:LN	NA
Period (Λ, μm)	27.58,27.91, 28.28, 28.67, 29.08, 29.52, 29.98, 30.49, 31.02, 31.59	Microscope
Main Function	Optical Parametric Oscillator	NA
Parallelism/Perpendicularity	≤5'/21'	Autocollimator
Flatness	≤λ/6 (λ=633nm)	Interferometer
Scratch/Dig	≤20/10	Microscope
Optical Coating (**S1**/**S2** facets)	S1/S2 @1030-1080 (R<1.0%) /1380~1800 (R<1.0%) /1800~4500(R<5%) nm	Spectral Analyzer
Aperture Size	12.3 x 1.0 mm² (**W** x **T**)	Cutting Machine
Available Length	10/25/50 ± 0.2 mm	
Clear Aperture	≥80% (**T**), ≥90% (**W**)	NA

- Phase Matching Tuning Curve

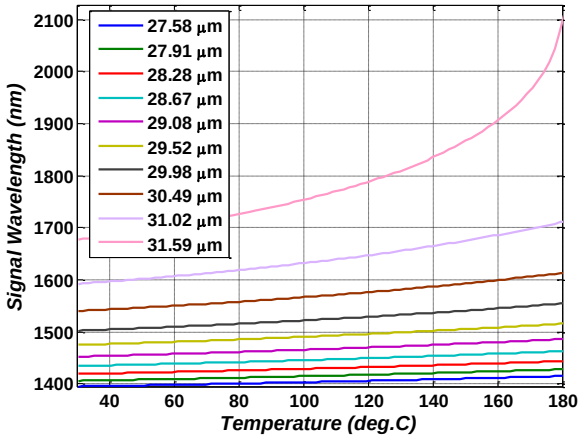

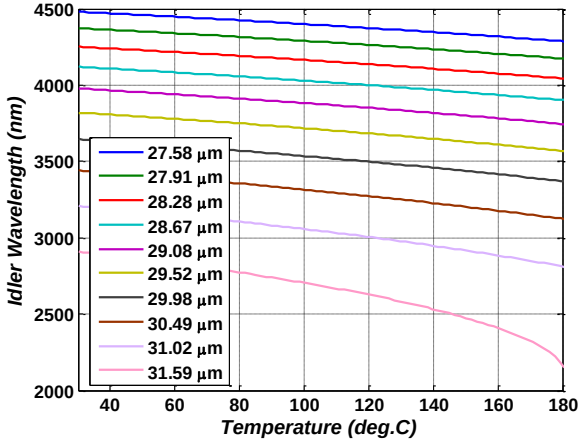

4F., No. 2, Technology Road V. Hsinchu Science Park, Hsinchu 300, Taiwan
Tel: +886-3-6662123 | service@hcphotonics.com| www.hcphotonics.com